




Steelman Industries, Inc.

P.O. BOX 1461 2800 Hwy. 135 Kilgore, Texas 75662

PH# (903) 984-3061
FAX# (903) 984-1384

Application



H-A-S
Rotary Phase Converter
Converts
Single Phase Power
Into
Three Phase Power

Model Numbers

ODP MODEL

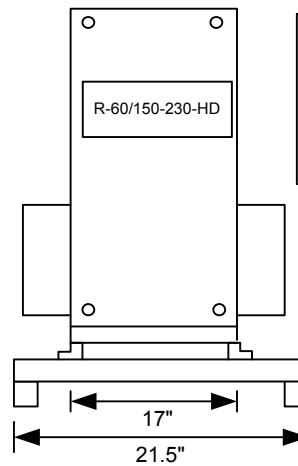
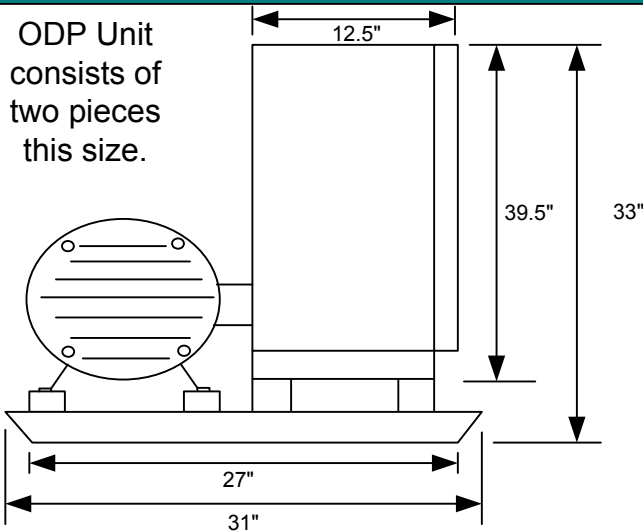
R-75/150-230-LD

TEFC MODEL

R-75/150-230-LD/TEFC

Measurements & Specifications

ODP Unit
consists of
two pieces
this size.



Weight: approx. 1,080 lbs.

Enclosure Size/Type: 6/ NEMA 3R

Base Size: 7

***Assembled, Tested, and
mounted on steel base
ready for installation.**

**TEFC Unit
consists of three
pieces.**

Electrical Specifications & Service Requirements

Voltage Input: 230

Voltage Output: 230

Max. Single Phase Current Input: 720 A

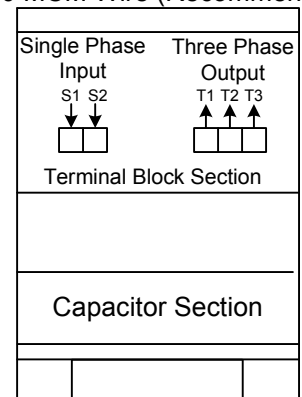
Idle Current: 28 A

Inrush Current: 1120 A

Largest Motor Starting Capacity: 60HP

Total Running Horse Power Capacity: 150HP

1000A Disconnect Switch
(3) 350 MCM Wire (Recommended)



Note: Converter should not run for long periods of time with no load.